

# FLASHBlot™ Transfer Buffer

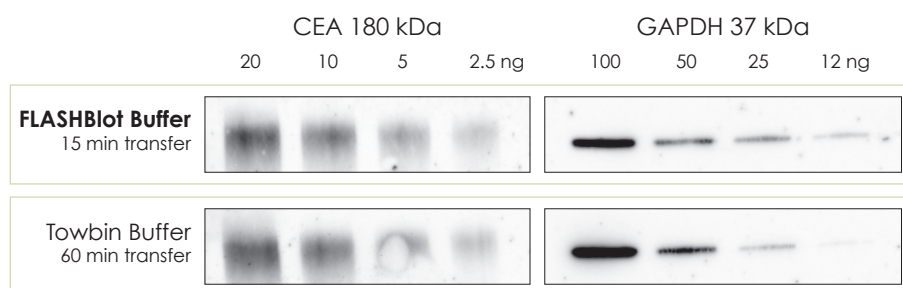
Enhanced protein transfer for improved sensitivity

Achieve improved detection of low-abundance and post-translationally modified proteins with Advansta's proprietary **FLASHBlot Transfer Buffer**. High-efficiency protein transfer and increased protein retention on the membrane add up to more sensitive Western blots.

## Advantages

- **HIGH PERFORMANCE** – increased protein retention on the membrane and fast transfer times result in more sensitive detection of low-abundance and post-translationally modified proteins
- **EFFICIENT** – enhanced transfer efficiency for proteins of all sizes
- **FAST** – transfer proteins in less than 20 minutes vs. several hours required with traditional transfer buffers
- **CONVENIENT** – use your existing wet transfer electrophoresis apparatus

*Complete transfer in less than 20 minutes!*



Transfer of CEA (high MW) and GAPDH (low MW) proteins was compared using FLASHBlot and Towbin transfer buffers. Following Western blot analysis, the data show equivalent protein transfer in 15 minutes with FLASHBlot buffer vs. 60 minutes with Towbin buffer.



## Advansta Solutions

**Having difficulty detecting a low-abundance protein?**

**FLASHBlot Transfer Buffer increases protein retention on the membrane, thereby improving your ability to detect low-abundance proteins. Additionally, due to faster transfer times and therefore minimal exposure to heat, FLASHBlot improves detection of post-translationally modified proteins.**

**Is your high molecular weight protein not transferring well?**

**FLASHBlot Transfer Buffer improves the efficiency of transfer of all proteins, including high molecular weight proteins that are difficult to transfer with traditional buffers.**

**Tired of waiting around for your transfer to finish?**

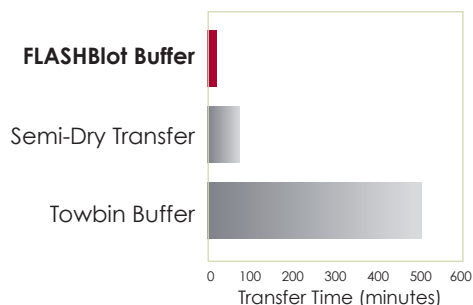
**Accelerate your transfers to less than 20 minutes with FLASHBlot Transfer Buffer.**

[www.advansta.com](http://www.advansta.com)



# FLASHBlot™ Transfer Buffer

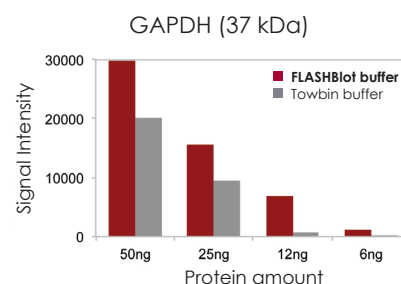
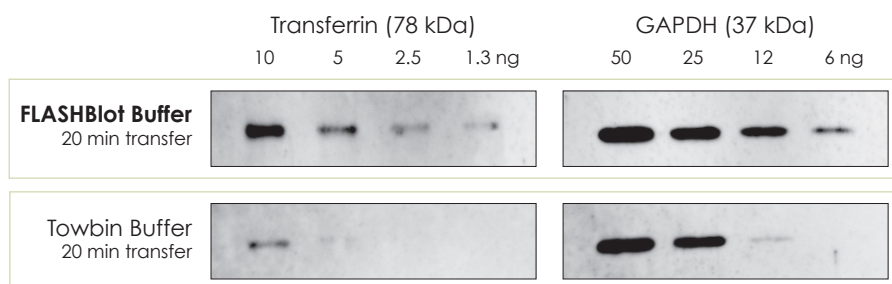
Enhanced protein transfer for improved sensitivity



## Shorter run times

FLASHBlot achieves complete protein transfer in less than 20 minutes.

## More efficient transfer with FLASHBlot Buffer



20 minute transfers of transferrin (high MW) and GAPDH (low MW) proteins were compared using FLASHBlot and Towbin buffers. Following Western blot analysis, the data show more efficient protein transfer with FLASHBlot Transfer Buffer.

## Ordering Information

Catalog Number	Product		Size
541106	FLASHBlot™ Transfer Buffer, 50x concentrate	Sufficient for up to 50 blots	250 ml
541107	FLASHBlot™ Transfer Buffer, 50x concentrate	Sufficient for up to 100 blots	500 ml

## Related Products

541004	WesternBright™ ECL Western Blotting HRP Substrate	For 2000 cm <sup>2</sup> membrane	200 ml
541039	Pre-cut Blotting Paper	8 x 10 cm	60 sheets
541045	Low-Fluorescence PVDF Transfer Membrane	10 x 15 cm	10 sheets
541041	Nitrocellulose Transfer Membrane 0.45 µm	8 x 10 cm	10 sheets

## Advanta Corporation

1505 Adams Drive, Suite B1 | Menlo Park, CA 94025

Tel: 650.325.1980 | Fax: 650.325.1904 | Email: sales@advanta.com

Product information: [www.advanta.com/FLASHBlot\\_transfer\\_buffer](http://www.advanta.com/FLASHBlot_transfer_buffer)

Copyright © 2014 Advanta. All rights reserved. The Advanta logo is a registered trademark of the Company. FLASHBlot™ and WesternBright™ are trademarks of the Company. All other trademarks, service marks and tradenames appearing in this brochure are the property of their respective owners.

[www.advanta.com](http://www.advanta.com)

