

Azure Ao Absorbance Microplate Reader

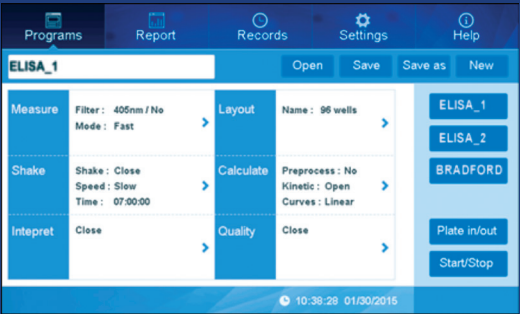
A rainbow of assays at your fingertips.



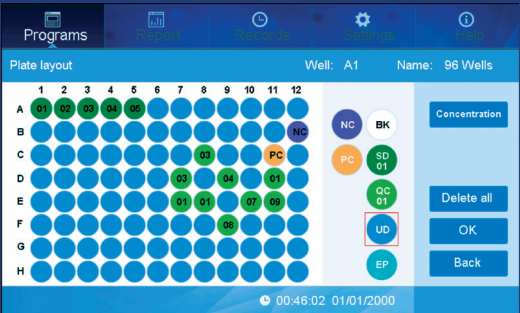
Ao Absorbance Microplate Reader

The Azure Ao interface allows you to:

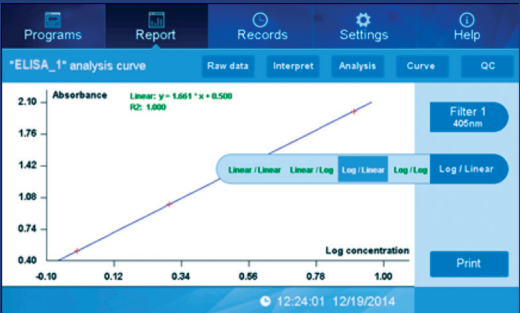
Quickly select from pre-set or custom protocols and analysis options



Easily set up you 96-well plate



View your raw data and analysis



And print or export your results in reports, or as raw data

Programs

Report

Records

Settings

Help

"ELISA_1" interpretation result

Raw data

Interpret

Analysis

Curve

QC

	1	2	3	4	5	6	7	8	9	10	11	12
A	0.060	1.069	1.074	1.121	1.097	1.099	1.100	1.107	1.101	1.110	1.097	1.038
B	0.567	0.606	0.615	0.575	0.627	0.622	0.620	0.623	0.629	0.623	0.623	0.574
C	3.767	3.951	3.943	3.883	3.904	4.215	4.808	4.892	3.549	3.880	3.968	3.908
D	2.880	3.476	3.484	3.651	3.517	3.582	3.569	3.462	3.592	3.653	3.571	3.166
E	3.105	3.129	3.081	3.095	3.071	3.091	3.267	3.130	3.117	3.197	3.104	3.148
F	2.667	2.708	2.728	2.729	2.747	2.712	2.684	2.689	2.726	2.691	2.627	2.619
G	1.893	2.080	2.162	2.236	2.077	2.253	2.282	2.295	2.220	2.290	2.235	2.187
H	1.676	1.831	1.844	1.843	1.710	1.818	1.806	1.811	1.847	1.822	1.794	1.758

Filter 1 405nm


Cutoff > 2.261

Export

Print

11:23:26 01/20/2015

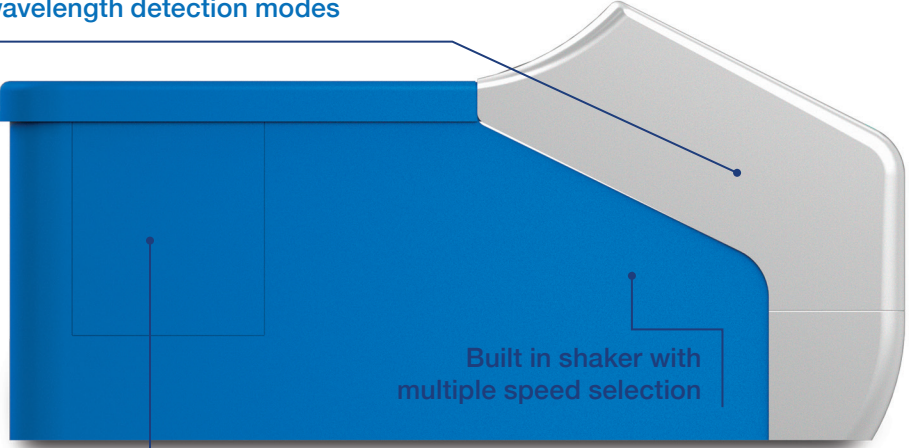
Intuitive, large format, touch screen interface to easily run you assay and view your analysis



Motorized door for easy access to your 96-well plates

Analyses include pre-processing for dual mode reads, +/- interpretation with controls, concentration determination, curve fits, and kinetic measurement analysis & curves

Single and dual wavelength detection modes



8 position filter wheel, with 5 standard filters and 3 selectable filters from 340-750 nm

A Filter for Every Assay

The Ao comes with 5 standard filters at 405, 450, 492, 595, and 630 nm. For most ELISA, Bradford, and Lowry assays. The 3 remaining filters are selected from our wide catalogue, ensuring you will have the filter solution for your assays.

An Intuitive, Large Format, Touch Screen Interface

The Ao features a 7" intuitive touch interface. It allows you to quickly choose a pre-set protocol or set up your plate without a separate computer or laborious up/down arrow keypads. Tap and drag to define a region, rows, or single cells on your plate with ease. See your results and analysis right on the screen or export at a single touch for downstream analysis.

Reliable Precision, Accuracy, and Linearity

Trust your data. With the Ao microplate reader you will not sacrifice speed for accuracy. With a read speed of <6 seconds, and an accuracy of <0.005 +/- 1% (0-3) OD you will quickly get your results and know that they are correct.

A Snapshot of Possible Assays

Assay	Filter
NAD/NADP Conversion	340 nm
Alkaline Phosphatase (PNPP), β -galactosidase, Horseradish Peroxidase (ABTS)	405 nm
Hydrogen Peroxide Concentration Assays	415 nm
Horseradish Peroxidase (TMB)	450 nm
Horseradish Peroxidase (OPD), DPD, XTT	492 nm
BCA	540 nm
MTT	570 nm
L-Ascorbate	578 nm
BCA	590 nm
Bradford, Lowry, Diphenylamine DNA (DISHE)	595 nm
Lowry	650 nm

Ao Microplate Reader Specifications



Plate Type	96-well Plates
Wavelength Range	340-750 nm
Filters	8 Position Filter Wheel includes 8 filters, 5 standard: 405, 450, 492, 595, and 630, and 3 selected from the filter catalogue.
Light Source	Quartz-halogen Lamp
Dynamic Range	0-4.000 Abs
Resolution	0.001 Abs
Linearity (@ 405 nm)	0-2.000 Abs $\leq \pm 1\%$ 2-4.000 Abs $\leq \pm 2\%$
Accuracy (@ 405 nm)	0.005 $\pm 1\%$ (0-3 Abs) 0.005 $\pm 2\%$ (3-4 Abs)
Precision (@ 405 nm)	CV $\leq 0.2\%$ (0-3 Abs) CV $\leq 1.0\%$ (3-4 Abs)
Read Modes	End Point, Dual Mode, Kinetic
Read Speed	<6s Single Mode, 12s Dual Mode
Shaker	Shaker speeds: slow, medium, fast
Data Output	3 USB Ports, Optional Printer
Dimensions (W x D x H)	440 x 295 x 225 mm
Weight	10 kg

Ordering Information

Part Number	Name	Description		
AC3000	Azure Ao Microplate Reader	This 96-well plate, absorbance microplate reader is a stand-alone system, wavelength range 340-750nm, including an 8 position filter wheel with 8 filters: 405, 450, 492, 595, and 630 standard, plus 3 from the filter catalogue, built-in shaker with speed selection, single and dual-read modes, and analysis software	AC3119	Ao 525 nm Filter
			AC3120	Ao 532 nm Filter
			AC3106	Ao 540 nm Filter
			AC3121	Ao 545 nm Filter
			AC3122	Ao 560 nm Filter
			AC3123	Ao 562 nm Filter
			AC3107	Ao 570 nm Filter
			AC3108	Ao 578 nm Filter
			AC3109	Ao 590 nm Filter
			AC3110	Ao 595 nm Filter
			AC3124	Ao 600 nm Filter
			AC3125	Ao 620 nm Filter
			AC3111	Ao 630 nm Filter
			AC3126	Ao 646 nm Filter
			AC3112	Ao 650 nm Filter
			AC3127	Ao 663 nm Filter
			AC3113	Ao 690 nm Filter
			AC3128	Ao 700 nm Filter
			AC3114	Ao 750 nm Filter

Printer		Filters	
Part Number	Description	Part Number	Description
AC3200	USB Thermal Printer	AC3100	Ao 340 nm Filter
AC3201	USB Thermal Printer Paper, single roll	AC3101	Ao 380nm Filter
		AC3102	Ao 405 nm Filter
		AC3103	Ao 415 nm Filter
		AC3104	Ao 450 nm Filter
		AC3115	Ao 470 nm Filter
		AC3116	Ao 490 nm Filter
		AC3105	Ao 492 nm Filter
		AC3117	Ao 510 nm Filter
		AC3118	Ao 520 nm Filter

Microplates	
Part Number	Description
AC3202	Ao Clear Plates
AC3203	Ao Stripwell Plates



www.azurebiosystems.com • info@azurebiosystems.com

Copyright © 2016 Azure Biosystems. All rights reserved. The Azure Biosystem logo is a trademark of the company. All other trademarks, service marks and trade names appearing in this brochure are the property of their respective owners.



www.biozym.com