


# MULTIPLEX SHOULDN'T BE COMPLEX

## Azure Imaging Systems

### *The Next Generation*

Designed for easy Total Protein Normalization, Azure Imaging Systems bring even greater performance and streamlined user interface to the next evolution of quantitative Western blot imaging.

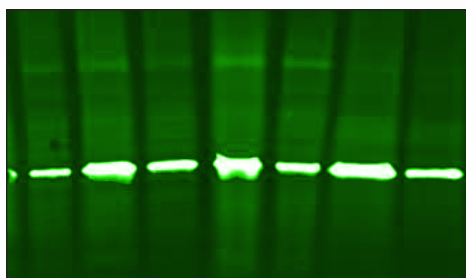




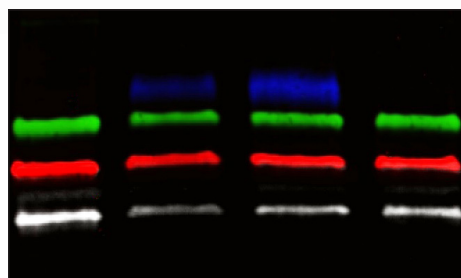
## Big performance, small footprint, incomparable value.

Great science starts with high-quality data, and when it comes to imaging gels, blots, and plates, high quality data starts with the Azure Imaging Systems.

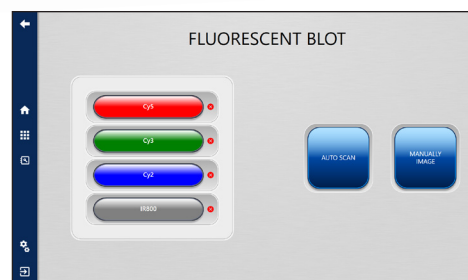
Chemi with  
Azure Red for TPN



4 Channel Fluorescent  
Western Blot Imaging



User Interface Designed  
for Quantitative Westerns



## Azure Imaging Systems

A complete, upgradable imaging system line, designed to provide the flexibility needed for your applications.

Azure	200	280	300	400	500	600
Resolution	5.4 MP	6 MP	9 MP	9 MP	9 MP	9 MP
<b>Applications</b>						
UV gel imaging	✓	✓	✓	✓	✓	✓
Chemiluminescent Westerns		✓	✓	✓	✓	✓
Visible Fluorescent Westerns				✓		✓
NIR Fluorescent Westerns					✓	✓
Upgradable to 524 nm visible fluorescence for TPN (Q Module)			✓		✓	



[www.azurebiosystems.com](http://www.azurebiosystems.com) • [info@azurebiosystems.com](mailto:info@azurebiosystems.com)

Copyright © 2019 Azure Biosystems. All rights reserved. The Azure Biosystems logo, Azure Biosystems®, and cSeries® are trademarks of the Company. All other trademarks, service marks and trade names appearing in this brochure are the property of their respective owners.

Biozym Scientific GmbH - Tel.: +49 (0)5152 9020 - [support@biozym.com](mailto:support@biozym.com) - [www.biozym.com](http://www.biozym.com)